
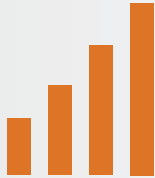



THE ECONOMIC IMPACTS OF COUNTERFEITING AND PIRACY

	2013	2022 (forecast)
 Value of counterfeit and pirated goods.	US \$1.13 trillion €882.6 billion	US \$2.81 trillion €2,194.7 billion
 Displacement of legitimate economic activity.	US \$597 billion €449.6 billion	US \$1,244 billion €936.8 billion
 Wider economic and social costs.	US \$898 billion €676.2 billion	US \$1,870 billion €1,408.2 billion
 Employment losses.	2.6 million	5.4 million

THE ECONOMIC IMPACTS OF COUNTERFEITING AND PIRACY

2013

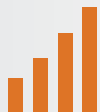
2022 (forecast)



Value of counterfeit and pirated goods.

US \$1.13 trillion
€882.6 billion

US \$2.81 trillion
€2,194.7 billion



Displacement of legitimate economic activity.

US \$597 billion
€449.6 billion

US \$1,244 billion
€936.8 billion



Wider economic and social costs.

US \$898 billion
€676.2 billion

US \$1,870 billion
€1,408.2 billion



Employment losses.

2.6 million

5.4 million